


Swizzle Stick

ANDOVER FABRICS



Swizzled Quilt designed
by **Lucy A. Fazely**

Quilt Size: **60" x 64"**

andoverfabrics.com

About Swizzle Stick

An array of colorful zigzags creates a rainbow of fun for any project! The neutral fabrics create a subtle checkerboard in the background.

andover



makower.uk

Free Pattern Download Available


1384 Broadway New York, NY 10018
Tel. (800) 223-5678 • andoverfabrics.com

Swizzle Stick


ANDOVER FABRICS



9388-B1 Fat ¼ yd




9388-B2 Fat ¼ yd




9388-C ⅝ yd (binding)




9388-C1 1½ yds




9388-E2 Fat ¼ yd




9388-G2 Fat ¼ yd



9388-K 4 yds (backing)




9388-O2 Fat ¼ yd




9388-P1 Fat ¼ yd




9388-P2 Fat ¼ yd



9388-R Fat ¼ yd



9388-T1 Fat ¼ yd



9388-WW 1½ yds



9388-Y2 Fat ¼ yd

FABRIC	5 KITS	10 KITS	20 KITS
FROM EACH	1	1	2
9388-C1	9388-WW		
FROM EACH	1	1	1
9388-B1	9388-B2	9388-C	9388-E2
9388-G2	9388-O2	9388-P1	9388-P2
9388-R	9388-T1	9388-Y2	
BACKING			
9388-K	2	3	7

Yardage needed for backing: 4 YDS per kit

Bolts needed to cut project kits.

15 yds = 1 bolt

Fabrics shown are 50% of actual size.

All fabrics used in quilt pattern.

andover • • • makower.uk